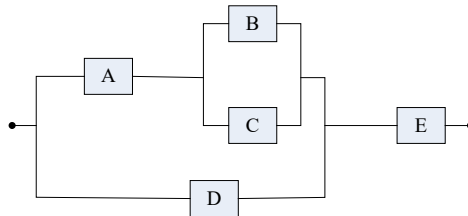


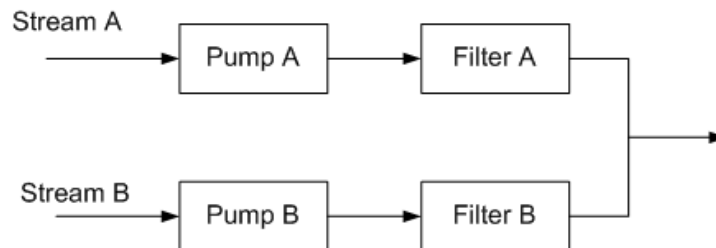
ECE544 Fault-Tolerant Computing & Reliability Engineering Final Exam Sample Questions (Fall 2022)

1. Consider the reliability block diagram (RBD) shown in the following figure and answer the following questions ([HW#5 Problem 2](#) and [HW#6 Problem 1](#)):
 - a). Convert the RBD to an equivalent fault tree
 - b). Find all the minimal path sets.
 - c). Find all the minimal cut sets.
 - d). Generate the binary decision diagram (BDD) model of the system using the ordering of $E < D < C < B < A$.
 - e). Assume the failure probability for each component is 0.1. Find the system reliability at time $t=10$ hours.
 - f). Assume each component has the same constant failure rate of 0.1/hour. Find the system reliability at time $t=10$ hours using the BDD method.



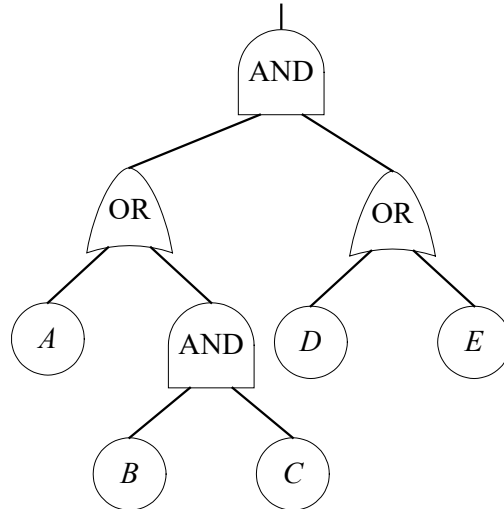
Please refer to solution to HW#5 Problem 2 and HW#6 Problem 1.

2. A plant has two identical process streams A and B. Each process stream has a transfer pump and a rotary filter, as shown in the figure. **Both process streams have to be functioning to secure full production.** It is assumed that the pumps and the filters are functioning independent of each other. The reliability of a pump has been estimated to be 0.992 while the reliability of a filter is 96.8%.
 - a). Determine the reliability with respect to full production for the system
 - b). Assume the total cost of a pump is \$15 per day. The total cost of a filter is estimated to \$60 per day. The company gets a penalty of \$10,000 per day when the system is not able to give full production. What is the total cost for the system per day (on the average)?



3. ([HW#6 Problem 2](#)) Consider the following system fault tree model. Assume the failure probability for each component is:

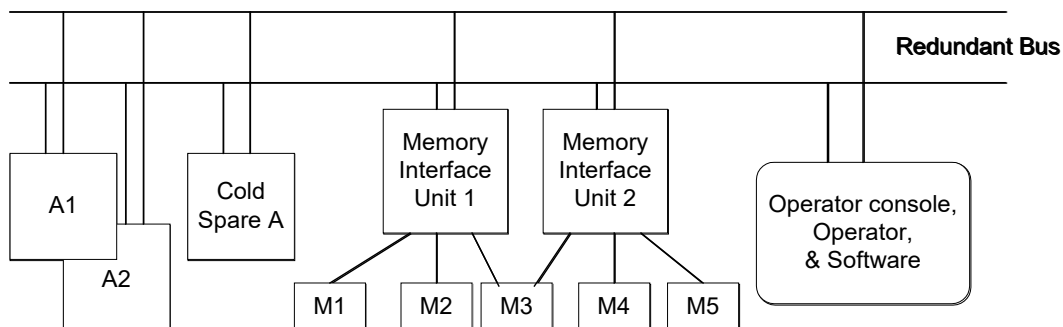
Component	A	B	C	D	E
Failure probability	0.2	0.2	0.1	0.3	0.3



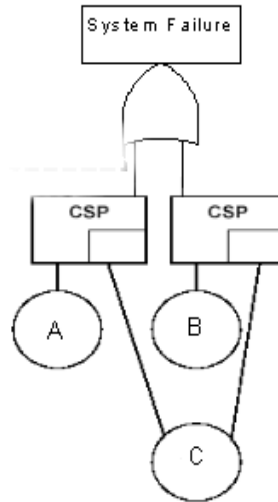
- Find the system reliability at time $t=1000$ hours.
- Rank the importance of the four components using the Birnbaum's measure
- Find the importance value of component B using the diagnostic importance factor (DIF)

Please refer to solution to HW#6 Problem 2.

- Construct the dynamic fault tree model for the following computer system. Processors A1 and A2 share the cold spare A; 4 out of the 5 memory units are needed; if MIU fails, memory is not accessible; at least one bus is required. The system requires at least 2 of the three processors, at least 4 of the memory units, at least one of the redundant buses, and the operator, console and software to be operating correctly.



- For the fault tree model below, assume components A and B have the failure rate of λ_A and λ_B , respectively. Component C has the failure rate of λ_C after being activated to replace a failed primary component. (HW#7 Problem#2)
 - find the state transition diagram of the Markov chain
 - find the state equations for the **time-dependent** solution
 - find the state equations of the **asymptotic** solution
 - find the system unreliability in the **steady-state** by solving the state equations in part c)



Please refer to solution to HW#7 Problem 2.

6. (Lecture#15 Hands-on Problem on Slide 40) Consider a parallel system of two independent and identical components with failure rate λ . When one of the components fails, it is repaired. The repair time is assumed to be exponentially distributed with repair rate μ . When both components have failed, the system is considered to have failed and no recovery is possible. Let the number of functioning components denote the state of the system. The state space is thus $\{0,1,2\}$. Assume the system to be in state 2 at time $t=0$.
- Draw the state transition diagram for the system Markov chain.
 - Find the state equations for the time-dependent solution.
 - Find the state equations for the asymptotic solution.
 - Find the steady-state probabilities: P_0, P_1, P_2
 - Find the Laplace transform of time-dependent state probabilities: $P_0^*(s), P_1^*(s), P_2^*(s)$

Please refer to solution to Lecture#15 Hands-on Problem on Slide 40.

7. You are to evaluate the *two-terminal reliability between A and C* in the network shown in the following Figure. All nodes are considered perfect. All edges fail independently with a fix probability of 0.1.
- Find all the minimal cut sets of the network
 - Find all the minimal tie sets of the network
 - Find the binary decision diagram of the network
 - Find the two-terminal reliability between A and C
 - Rank the importance of the five links using the Birnbaum's measure

